

The *N-TRON*® 7018FX2-HV gigabit capable Industrial Ethernet Switch offers outstanding performance and ease of use. It is a fully managed switch, ideally suited for connecting Ethernet enabled devices in railway, industrial and security applications.

PRODUCT FEATURES

- Fourteen 10/100BaseTX RJ-45 Ports
- Two 100BaseFX Ports, ST or SC Style
- Two Optional SFP (Mini-GBIC) Gigabit Transceivers
 - 1000BaseSX/LX Fiber with LC style connectors or
 - 1000BaseT Copper with RJ-45 connectors
- -40°C to 70°C Operating temperature
- ESD and Surge Protection Diodes on all Ports
- Auto Sensing 10/100BaseTX, Duplex, and MDIX
- Redundant Power Inputs (40-160VDC)
- Configurable Alarm Contact & Bi-Color Fault Status LED

Fully Managed Features

- SNMP v1, v2, v3 and Web Browser Management
- Detailed Ring Map and Fault Location Charting
- N-Ring™ Technology with ~30ms Healing
- N-View™ OPC Monitoring
- N-Link™ Redundant N-Ring Coupling
- Plug-and-play IGMP Support
- 802.1Q tag VLAN and Port VLAN
- 802.1p QoS and Port QoS
- EtherNet/IP™ CIP Messaging
- LLDP (Link Layer Discovery Protocol)
- Port Trunking
- Port Mirroring
- 802.1d, 802.1w, 802.1D RSTP
- DHCP Server, Option 82 relay, Option 61

Management Features

The 7018FX2-HV offers several management functions that can be easily configured using a web browser.

IGMP Snooping - Internet Group Management Protocol allows the 7018FX2-HV switch to forward and filter multicast traffic intelligently.

VLAN - Virtual Local Area Network allows you to segment the switch in order to create two or more separate local area network domains.

QoS - Quality of Service provides prioritization of network traffic in order to provide better network service. QoS improves the latency of prioritized Ethernet packets required for ring management, real-time, and other interactive applications.

Port Trunking - Trunking (link aggregation) enables multiple physical ports to be linked together and function as one uplink to another *N-TRON* trunking capable switch configured in the same manner, thereby increasing the bandwidth between switches. This configuration can provide increased bandwidth and redundancy to applications requiring high levels of fault tolerant operation.

Port Mirroring - Allows the traffic on one port to be duplicated and sent to a designated mirror port. Port mirroring is used to monitor Ethernet traffic on the designated source port using the assigned mirror port.

DHCP-DHCP Server / Client automates the assignment of IP addresses. DHCP Option 82 assures that if a device on a specific port is replaced, the replacement receives the same IP address as the original device.



Shown with Optional Gigabit SFP Transceivers installed

Rapid Spanning Tree Protocol

RSTP allows the switch to be configured in a ring or mesh topology, and provides support for redundant path communications with high speed (rapid) healing.

Remote Monitoring Options

For ease of configuration and monitoring, the 7018FX2-HV offers web browser management and *N-View* OLE for process control (OPC) server software. The *N-TRON N-View* software can be combined with popular HMI software packages to add network traffic monitoring, trending, and alarming to any application using *N-TRON* switches. In addition, SNMP is available for switch link and status monitoring. The alarm contact and status LED can be configured to respond to power failure on power input 1 or input 2, *N-Ring* broken, partial break high, partial break low, or if multiple ring managers are detected.

N-Ring Technology

N-TRON's 7018FX2-HV ring manager using *N-TRON's* *N-Ring* technology offers expanded ring size capacity, detailed fault diagnostics, and a standard healing time of ~30ms. The 7018FX2-HV ring manager periodically checks the health of the ring via packets. If the ring manager stops receiving these health check packets, it converts the ring to a linear topology within ~30ms. When all switches in the ring are *N-TRON* fully managed switches, a detailed ring map and fault location chart will also be provided on the ring manager's web browser and OPC server to identify the health status of the ring. *N-Link*™ allows the linking of two *N-Rings*. Up to 250 fully managed *N-TRON* switches can participate in *N-Ring* topologies.

Industrial Packaging and Specifications

The 7018FX2-HV is designed to operate in industrial environments. It is housed in a rugged steel DIN-Rail enclosure. It has extended industrial specifications and features to meet or exceed the operating parameters of connected equipment. These include extended temperature ratings, extended shock and vibration specs, redundant power inputs, and high MTBF (greater than 2M hours).

Ease of Use

The 10/100BaseTX ports are auto sensing and auto configuring. Each copper port is automatically negotiated for maximum speed and performance by default, but can also be hard coded through the user interface. The two optional gigabit ports support full 2000 Mb/s communications via 1000BaseSX/LX/T. For added flexibility, these SFP (Mini-GBIC) gigabit transceivers are field upgradable or can be factory installed at the time of purchase.

Secure online
ordering
24/7/365 from

B&B electronics
MANUFACTURING COMPANY

International Headquarters: 707 Dayton Road - PO Box 1040 - Ottawa, IL 61350 USA
815-433-5100 Fax 815-433-5104 www.bb-elec.com orders@bb-elec.com support@bb-elec.com

European Headquarters: Westlink Commercial Park - Oranmore Co. Galway - Ireland
+353 91 792444 Fax +353 91 792445 www.bb-europe.com orders@bb-europe.com support@bb-europe.com

7018FX2-HV Industrial Ethernet Switch Ordering Information

7018FX2-XX-HV	Fourteen 10/100BaseTX Ports, Two Multimode 100BaseFX Fiber Optic Ports, Two Optional Gigabit SFP Ports
7018FXE2-XX-YY-HV	Fourteen 10/100BaseTX Ports, Two Singlemode 100BaseFX Fiber Optic Ports, Two Optional Gigabit SFP Ports
NTSFP-TX	Optional SFP (Mini-GBIC) Transceiver with One 1000BaseT GB Copper Port
NTSFP-SX	Optional SFP (Mini-GBIC) Transceiver with One 1000BaseSX Multimode GB Fiber Optic Port
NTSFP-LX-ZZ	Optional SFP (Mini-GBIC) Transceiver with One 1000BaseLX Singlemode GB Fiber Optic Port
NTPS-48-2	DIN-Rail Power Supply 48V@2 Amp
700-PM	Panel Mount kit
URMK	Universal Rack Mount Kit

Where: XX = ST or SC, YY = 15, 40, or 80 for Singlemode, Blank for Multimode
 E = Singlemode, and Blank Otherwise
 ZZ = 10, 40, or 70 for GB Singlemode
 If SFP Transceiver is not specified at the time of purchase, slots will remain blank with covers

7018FX2-HV Specifications

Switch Properties

Number of MAC Addresses:	8000
Aging Time:	Programmable
Latency Typical:	2.6 μ s
Switching Method:	Store-and-Forward

Case Dimensions

Height:	2.3"	(5.9 cm)
Width:	8.3"	(21.1 cm)
Depth:	4.8"	(12.2 cm)
Weight (max):	3.3 lbs	(1.5 kg)
DIN-Rail Mount:	35mm	

Electrical

Redundant Input Voltage:	40-160 VDC (Regulated)
Input Current (max):	160mA max @124VDC

Environmental

Operating Temperature:	-40°C to 70°C
Storage Temperature:	-40°C to 85°C
Operating Humidity:	5% to 95% (Non Condensing)
Operating Altitude:	0 to 10,000 ft.

Shock and Vibration (bulkhead mounted)

Shock:	200g @ 10ms
Vibration/Seismic:	50g, 5-200Hz, Triaxial

Reliability

MTBF:	>2 Million Hours
-------	------------------

Network Media

10BaseT:	>Cat3 Cable
100BaseTX:	>Cat5 Cable
1000BaseT:	>Cat5e Cable
100BaseFX, 1000BaseSX	
Multimode:	50-62.5/125 μ m
100BaseFXE, 1000BaseLX	
Singlemode:	7-10/125 μ m

100 Mb Fiber Transceiver Characteristics

Fiber Length	2km*	15km**	40km**	80km**
TX Power Min	-19dBm/-14dBm	-15dBm/-7dBm	-5dBm/0dBm	-5dBm/0dBm
RX Sensitivity Max	-32dBm	-34dBm	-34dBm	-34dBm
Wavelength	1310nm	1310nm	1310nm	1550nm

* Multimode Fiber Optic Cable
 ** Singlemode Fiber Optic Cable

SFP Gigabit Fiber Transceiver Characteristics

Fiber Length	550m for 50/125 μ m	10km**	40km**	70km**
TX Power Min	-9.5dBm/-4dBm	-9.5dBm/-3.5dBm	-2dBm/3dBm	0dBm/5dBm
RX Sensitivity Max	-17dBm	-20dBm	-22dBm	-23dBm
Wavelength	850nm	1310nm	1310nm	1550nm
Assumed Fiber Loss		.45dB/km	.35dB/km	.25dB/km
Laser Type	VCSEL	FP	DFB	DFB

* SX Fiber Optic Cable
 ** LX Fiber Optic Cable

Connectors

10/100BaseTX:	Fourteen (14) RJ-45 Copper Ports
100BaseFX:	Two (2) SC or ST Fiber Duplex Ports

Optional SFP Ports:

1000BaseT:	Up to Two (2) RJ-45 Gigabit Copper Ports (optional)
1000BaseSX:	Up to Two (2) LC Duplex Gigabit Fiber Ports (optional)

Recommended Wiring Clearance

Front:	4"	(10.16 cm)
Side:	1"	(2.54 cm)

Regulatory Approvals

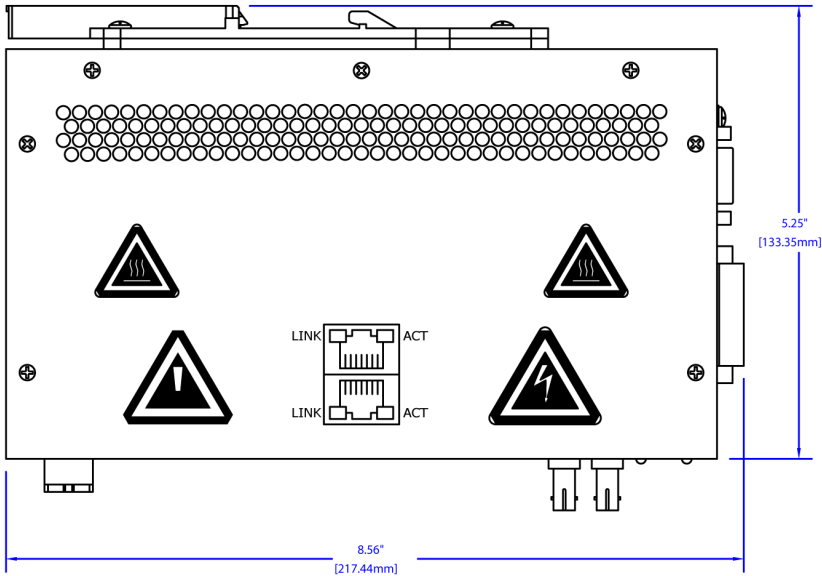
FCC/CE CFR 47 Part 15, Subpart B, Class A
 EN55022, ICES-003
 EN 61000-4-3/4/5/6
 EN50155 for Railway Applications
 GS/CE: EN60950-1

Contact Information

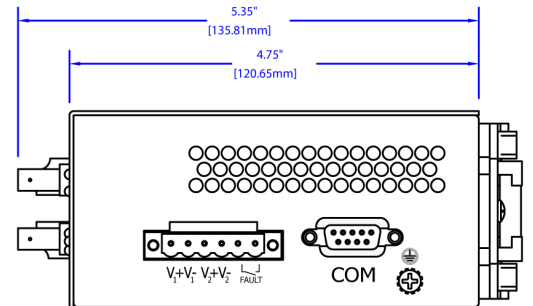
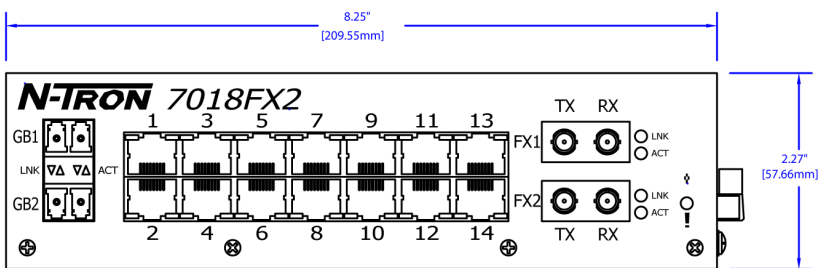
Secure online
 ordering
 24/7/365 from



International Headquarters: 707 Dayton Road - PO Box 1040 - Ottawa, IL 61350 USA
 815-433-5100 Fax 815-433-5104 www.bb-elec.com orders@bb-elec.com support@bb-elec.com
 European Headquarters: Westlink Commercial Park - Oranmore Co. Galway - Ireland
 +353 91 792444 Fax +353 91 792445 www.bb-europe.com orders@bb-europe.com support@bb-europe.com



7018FX2



Secure online ordering 24/7/365 from **B & B electronics** MANUFACTURING COMPANY

International Headquarters: 707 Dayton Road - PO Box 1040 - Ottawa, IL 61350 USA
815-433-5100 Fax 815-433-5104 www.bb-elec.com orders@bb-elec.com support@bb-elec.com

European Headquarters: Westlink Commercial Park - Oranmore Co. Galway - Ireland
+353 91 792444 Fax +353 91 792445 www.bb-europe.com orders@bb-europe.com support@bb-europe.com